
















Hand signals are used to accurately illustrate decisions made. They are based on the principle of re-creating and clearly indicating to show the decision. Some examples are

1. TIME		8. ADVANTAGE	
2. DIRECTION OF PASS		9. TOSS UP	
DIRECTION OF PASS		10. CONTACT - ARM	
3. BREAKING		11. CONTACT - LEG	
4. OFFSIDE & OVER A THIRD		12. CONTACT - SHOULDER	
5. HELD BALL		13. OBSTRUCTION	
6. SHORT PASS		14. OBSTRUCTION	
7. FOOTWORK		15. OBSTRUCTION	